

*An All-In-One*

## *Wardrobe Guide*




*A nice of pair knickers (and garter belt)*




*An accessory that reflects your sense of style*

## *Wardrobe Guide*



*Jewellery*




*2 or more lingerie sets*

## *Wardrobe Guide*




*Heels or boots to suit your style*



*A wardrobe piece you feel amazing in or is very 'you'*

## *Wardrobe Guide*



*Something soft, silk or opaque*





*Something you love*

## Wardrobe Guide



*Something he loves*



*If you're getting married....*

## *And some helpful tips.....*

- Pay attention to your nails, eyebrows, hair removal and roots
- Come clean-faced
- Wear loose-fitting clothes on the day to avoid marks
- Remove any obvious labels
- Try everything on before-hand
- Have a think about how you would like your make-over? Bring examples
- Pre-curl hair extensions if you have any
- Everyone is nervous to some degree, Don't worry too much. I'll make you feel at home and give you full direction through-out.

### **Making the most of your curves**

- Corsets and belts do wonders to create the hourglass figure
- Avoid loose-fitting garments which drown your shape

### **Enhancing a smaller bust**

- A great push-up padded bra enhances shape
- Add some silicone chicken fillets
- Tight thin or opaque tops you can see your bust through if you don't wear a bra look great if you're feeling brave

### **Elongating your legs**

- High-heels are a must, nude work the best to make you look taller
- A slender heel is best. Avoid chunky, square-toe shoes
- High-waisted trousers work well too

### **One final thing...**

*If you can, arrange a night out afterwards, you'll look amazing!*